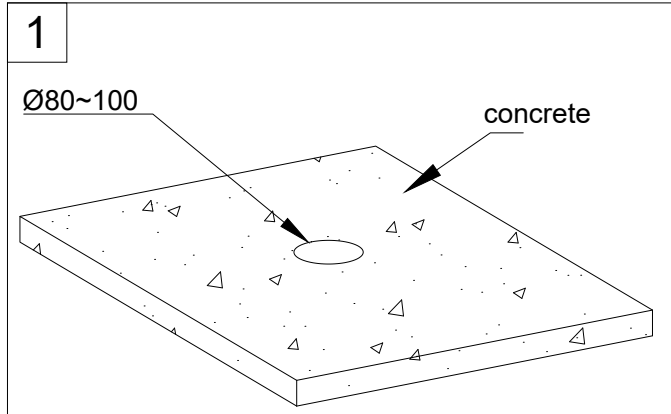
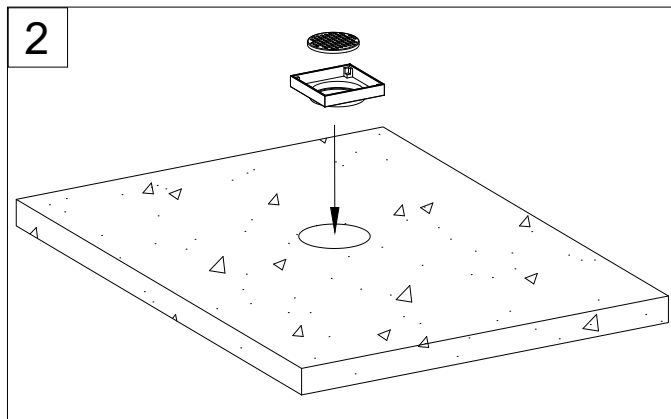


FLOOR DRAIN INSTALLATION INSTRUCTIONS

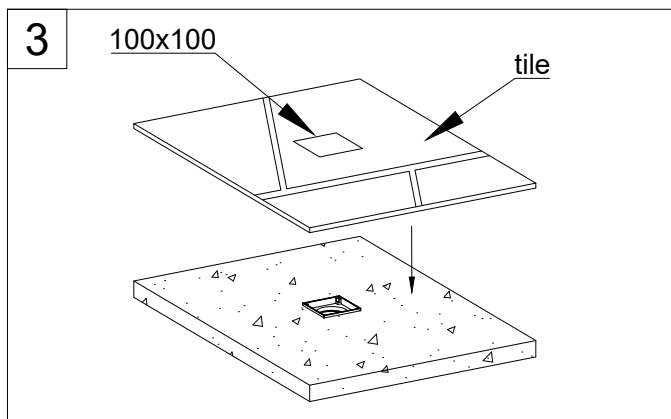
Installation is to comply with AS/NZS 3500.1 and AS/NZS 3500.2 Standards.
Any inconsistencies or doubts about the quality of the seal should be inspected by a certified plumber.



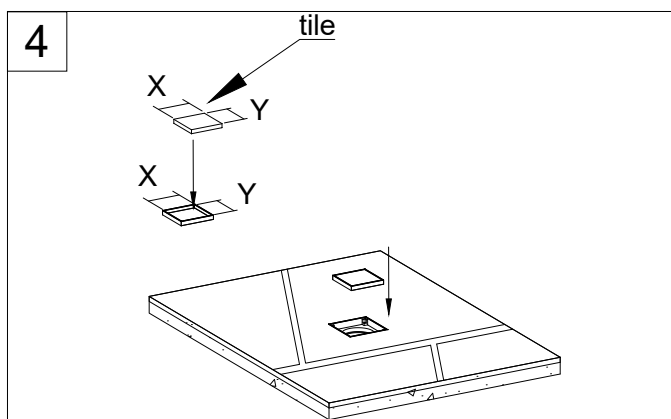
1: The ground installation position must have a $\phi 100-110$ size drain.



2: Install the base to the drain outlet, and do the anti-seepage water treatment.



3:1 Cut the corresponding holes in the tile and paste.



4:1 Install the floor drain cover, place it in the corresponding card slot and rotate 90 degrees to fix it.